



HEAVY DUTY SLANT BED LATHES

250/300mm chuck



Machine Tool Exporters to the World since 1940

HEAVY DUTY SLANT BED LATHES

250m/300mm chuck

The Ajax Ace heavy duty Slant bed Lathe is designed to be rigid powerful & reliable, with a top range Fanuc 0i TD control. Models also available with Y axis & sub spindle.


Fitted with industry leading Fanuc 0i TD CNC control system giving ultimate control & reliability, this can be upgraded to the Manual Guide i version with fully conversational programming and full 3D graphics to make even the hardest job easy.



AJSBHD 250-1000

Standard features include:


- Swarf conveyor
- Tool setting probe
- Programmable quill on tailstock
- 250mm or 380mm power chucks
- Automatic lubrication
- Hardened & ground inset ways with Turcite on the mating side



Construction

MODEL	AJSBHD 250-1000	AJSBHD 250-1500	AJSBHD 300-1000	AJSBHD 300-1500
Swing Over Bed Ø (mm)	545	545	650	650
Swing Over Carriage Ø (mm)	310	310	415	415
Distance Between Centers (mm)	1,050	1,500	1,050	1,500
Maximum Turning Dia (mm)	450	450	480	480
Maximum Turning Length (mm)	1,090	1,540	1,090	1,540
MAIN SPINDLE				
Spindle Nose	A2-8	A2-8	A2-11	A2-11
Bore Through Spindle (mm)	86	86	105	105
Bar Capacity * (mm)	67	67	90	90
Chuck Size (mm)	300	300	300	315
Front Bearing Bore (mm)	120	120	120	120
SPINDLE DRIVE				
Main Motor Power (kw)	22/18.5	22/18.5	22/18.5	22/18.5
Spindle Speed (Max.)** (rpm)	3,000	3,000	2,000	2,000
Full Power Range (rpm)	440 - 2630	440 - 2630	240 - 1630	240 - 630
SLIDES				
Z-Axis Stroke (mm)	1,090	1,540	1,090	1,540
X-Axis Stroke (mm)	240	240	255	255
Feed Rate (mm/min)	0 - 10,000	0 - 10,000	0 - 10,000	0 - 10,000
Rapid Traverse Rate: Z-axis (m/min)	15	15	15	15
X-axis (m/min)	5	15	15	15
Ball Screw Ø x Pitch Z (mm)	40 x 10	40 x 10	40 x 10	40 x 10
Ball Screw Ø x Pitch X (mm)	32 x 10	32 x 10	32 x 10	32 x 10
Rated Torque Z (Nm)	22	22	22	22
Rated Torque X (Nm)	22	22	22	22
TAILSTOCK				
Quill Diameter (mm)	100	100	100	100
Quill Stroke (mm)	120	120	120	120
Taper in the Quill	MT-5	MT-5	MT-5	MT-5
Thrust (adjustable)-max. (kgf)	600	600	600	600
Tailstock Base Travel (mm)	795	1245	795	1245
TURRET				
No. of Stations	8 (12)	8 (12)	8 (12)	8 (12)
Maximum Boring Bar Dia (mm)	50 (40)	50 (40)	50 (40)	50 (40)
Tool Cross Section (mm)	25 x 25	25 x 25	25 x 25	25 x 25
WEIGHT (Approx.) (kgs)	6,500	7,500	6,500	7,500
DIMENSIONS (LxWxH)	4,325x1,875x1,980	4,560x1,900x1,980	4,325x1,900x1,980	4,560x1,900x1,980

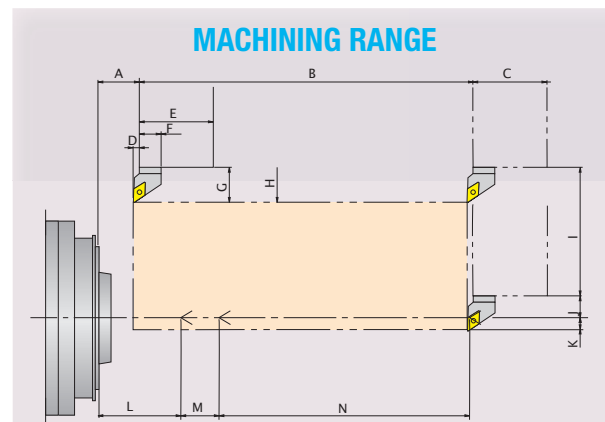
TECHNICAL SPECIFICATIONS



AJSBHD 300-1500



Hydraulic three point steady



	HD 250		HD 300	
	1000	1500	1000	1500
A	82	82	82	82
B	1090	1540	1090	1540
C	85	85	85	85
D	7	7	7	7
E	85	85	85	85
F	25	25	25	25
G	40	40	40	40
H	450	450	480	480
I	240	240	255	255
J	25	25	25	25
K	15	15	15	15
L	250	250	250	250
M	120	120	120	120
N	795	1245	795	1245



AJSBHD 300-1500 showing powered tailstock

Ajax Machine Tools International Ltd
 Unit 360, Ampress Lane, Ampress Park,
 Lymington, Hampshire, UK SO41 8JX

Telephone: +44 (0)1590 676000 Fax: +44 (0)1590 676001
 sales@ajax-mach.co.uk www.ajax-mach.co.uk

